

LELO

LELO BOOMERANG™



USER MANUAL

LELO BOOMERANG_PUB1_0126

LELO BOOMERANG™ is a dual-ended vibrator designed for shared female pleasure, offering two silky tips with sensorial ribs and deep, customizable vibrations.

With app connectivity, multiple settings, and a fully waterproof design, it brings intuitive, modern intimacy to couples.

Congratulations on acquiring LELO BOOMERANG™.

Before getting more closely acquainted with it, please take a moment to look through this user manual.

IMPORTANT

Your pleasure object has been locked for transportation. To unlock, simply connect the charger or see below.

SAFETY

- Please consult your healthcare provider with any questions or concerns you may have regarding your condition.
- This product can be used by adults only. Keep out of reach of children.
- People with reduced physical, sensory or mental capabilities or lack of experience and knowledge should use the device only if they have been given supervision or instruction concerning the use of the device in a safe way and understand the hazards involved.
- Only use the product for the intended purpose. Sharing sex toys with other people may transmit sexual diseases. Do not share your sex toys with people other than your partner.
- Use protective measures with your partner if necessary.
- Do not use the product if you detect any cracks or signs of degradation on the covering material.
- To prevent stains, do not keep your product on the absorbent surfaces. If your product operates abnormally, turn off and consult the support section on our website.
- Do not use the product if one or more components are damaged.

NOTE

This equipment has been tested and found to comply with the limits for a Class B digital device, pursuant to Part 15 of the FCC Rules. These limits are designed to provide reasonable protection against harmful interference in a residential installation. This equipment generates, uses and can radiate radio frequency energy and, if not installed and used in accordance with the instructions, may cause harmful interference to radio communications. However, there is no guarantee that interference will not occur in a particular installation. If this equipment does cause harmful interference to radio or television reception, which can be determined by turning the equipment off and on, the user is encouraged to try to correct the interference by one or more of the following measures:

- Reorienting or relocating the receiving antenna.
 - Increasing the separation between the equipment and receiver.
 - Connecting the equipment into an outlet on a circuit different from that to which the receiver is connected.
 - Consulting the seller, the device dealer or an experienced radio/TV technician for help.
 - The device must not be co-located or operate in conjunction with any other antenna or transmitter.
 - The device has been evaluated to comply with general RF exposure requirements.
 - The device can be used in portable exposure conditions without restriction.
 - This device complies with IC RSS-102 radiation exposure limits set forth for an uncontrolled environment.
 - Users can obtain Canadian information on RF exposure and compliance.
-
- Cet appareil ne doit pas être placé près d'une autre antenne ou d'un autre émetteur ou fonctionner conjointement avec ceux-ci.
 - L'appareil a été évalué pour répondre aux exigences générales d'exposition aux fréquences radio.
 - Il peut être utilisé dans des conditions d'exposition portable sans restriction.
 - Cet équipement est conforme aux limites d'exposition stipulées par IC RSS-102 pour un environnement non contrôlé.
 - Les utilisateurs peuvent obtenir des renseignements canadiens sur l'exposition aux fréquences radio et sur la conformité.

COMPLIANCE STATEMENT

a. WARNING

Please take note that changes or modifications not expressly approved in writing by the party responsible for compliance could void the user's authority to operate the equipment and/or void any relevant warranties.

b. FCC statements

This device complies with Part 15 of the FCC Rules.

Operation is subject to the following two conditions:

- (1) This device may not cause harmful interference, and
- (2) This device must accept any interference received, including interference that may cause undesired operation.

Cet appareil est conforme à la section 15 des règles de la FCC.

Son fonctionnement est soumis aux deux conditions suivantes:

- (1) cet appareil ne doit pas causer d'interférences nuisibles ; et
- (2) il doit accepter toute interférence reçue, notamment celles susceptibles d'entraîner un fonctionnement non désiré.

c) IC statements

This device complies with Industry Canada licence-exempt RSS standard(s).

Operation is subject to the following two conditions:

- (1) This device may not cause interference, and
- (2) This device must accept any interference, including interference that may cause undesired operation of the device.

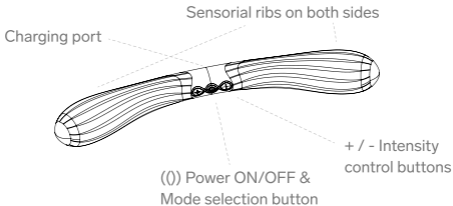
Cet appareil est conforme aux CNR d'Industrie Canada applicables aux appareils radio exempts de licence.

L'exploitation est autorisée aux deux conditions suivantes :

- (1) l'appareil ne doit pas produire de brouillage, et
- (2) l'utilisateur de l'appareil doit accepter tout brouillage radioélectrique subi, même si le brouillage est susceptible d'en compromettre le fonctionnement.

GETTING TO KNOW YOUR LELO BOOMERANG™

Dual-ended vibrator



HOW TO FIND FCC ID AND IC INFORMATION IN THE USER APP:

- Open the “LELO™ app”
- Click “Menu”
- Click “Legal & Regulatory”
- Click “LELO BOOMERANG™”
- FCC ID: ZT5-BOOMERANG
- IC: 9798A-BOOMERANG
- HVIN: BOOMERANG™
- PMN: Handheld Massager

USING YOUR LELO BOOMERANG™

HOW TO USE YOUR PRODUCT WITHOUT THE LELO™ APP

- Before the first use, charge your LELO BOOMERANG™ for 2 hours.
- Press the + or the (()) button to turn it on.
- Press the (()) button to switch between 8 different modes.
- Use the + and the - buttons to increase or decrease the intensity.
- Press and hold the (()) button to simply turn off the device, or use the + and - buttons simultaneously to turn it off and lock it as well.

HOW TO USE YOUR PRODUCT WITH THE LELO™ APP

- Before the first use, charge your LELO BOOMERANG™ for 2 hours.
- DOWNLOAD THE [IOS](#) / [ANDROID](#) version.
- Press the (()) button for 3 seconds to turn it on while activating the Bluetooth.
- All the LED lights will blink simultaneously, showing the Bluetooth pairing.
- Open the LELO™ app and locate the toy icon at the bottom of the screen. Find your LELO BOOMERANG™ and select "Connect". Press and hold the button on your device. Confirm the connection by pressing the button on your product again.
- Go to "MY LELO TOYS" and select "PLAY".
- Choose between 4 regular control modes - Manual, Screw, Shake, Swiping or 2 additional advanced modes - Finish Me Off and Out Of Control.
- Go to "SETTINGS" to set your device according to your preferences.
- Click the "SAVE" button at the bottom of your screen to save settings for offline use.
- Use the drop-down menu to set the default auto power off to 10-20 minutes. The battery level is in the upper left corner.

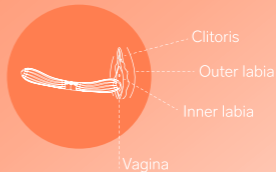
For more information about the LELO™ app, use the detailed instruction manual located [HERE](#).

USING LELO BOOMERANG™

How to hold



Where to place

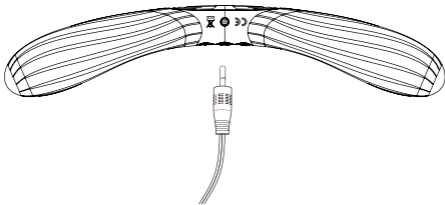


Keep in mind that after 20 minutes of inactivity, LELO BOOMERANG™ will initiate automatic shutdown to save battery.

Tip: For an even more pleasurable sensation, apply a liberal amount of Lelo Personal Moisturizer to your body and to LELO BOOMERANG™ before and during use.

CHARGING YOUR LELO BOOMERANG™

- Insert the DC plug into the DC port at the base of your LELO BOOMERANG™.
- Insert the mains plug into a USB Port. The LED on the interface of your LELO BOOMERANG™ will pulse to indicate it is charging. When it is fully charged, the LED will emit a steady glow. When the battery is running low, the LED on your LELO BOOMERANG™ will emit a blinking white light.



Only use original chargers provided by LELO with your LELO BOOMERANG™.

CLEANING, STORAGE, AND SAFETY

Using LELO BOOMERANG™ with hand creams or silicone-based lubricants may make the silicone permanently tacky.

LELO BOOMERANG™ is fully waterproof, making cleaning simple. Rinse and spray with LELO Toy Cleaner, then rinse again and allow it to dry.

Always clean your LELO BOOMERANG™ thoroughly before and after each use. You can wash the silicone with warm water and antibacterial soap, rinse with clean hot water, and pat dry with a lint-free cloth or towel. Never use cleansers containing alcohol, petrol, or acetone.

Avoid leaving your LELO BOOMERANG™ in direct sunlight and NEVER expose it to extreme heat.

Store your LELO BOOMERANG™ in a dust-free place and keep it away from products of other materials.

The appliances must only be supplied at SELV.

TROUBLESHOOTING

The LED on your LELO BOOMERANG™ does not pulse when the charger is connected:

- The battery is drained and will require several minutes to acknowledge that it is being charged.
- The charger is not properly connected. Check wall and DC sockets.

Your LELO BOOMERANG™ does not activate when the (()) button is pressed:

- The battery is empty. Recharge your LELO BOOMERANG™.
- The interface of your LELO BOOMERANG™ is locked. Hold down + and – for 3 seconds.

If you experience any other problems with your LELO BOOMERANG™ or if you have any questions regarding the operation, please contact:

customercare@lelo.com

SPECIFICATIONS

Materials: Body safe silicone, ABS Plastic

Finish: Ribbed

Size: 281 x 36 x 57mm / 11 x 1.4 x 2.2 in

Weight: 155 g \pm 10%

Insertable length: 110 mm / 4.3 in on each side

Battery: 3.7V lithium battery with 420 mAh

Charging: Less than 2 hours at 5V 420 mA

Rated Power:

- **Input:** 5 V 420 mA 2.1 W
- **Output:** 3.7 V 400 mA 1.48 W

User time: Up to 2 hours. Every 20 minutes the device auto shuts down.

Standby: 90 days

Frequency:

- **motor 1:** 93 Hz
- **motor 2:** 93 Hz

Max. noise level: < 60 dB

Interface: 3 buttons, 2 LEDs

REGISTER WARRANTY

To activate your 1-year Limited Warranty, register the number provided on the LELO Authenticity Card at LELO.COM/SUPPORT.

1-YEAR WARRANTY

LELO warrants this pleasure object for a period of ONE (1) YEAR, after the date of original purchase, against defects due to faulty workmanship or materials. The warranty covers working parts that affect the function of the pleasure object. It does NOT cover cosmetic deterioration caused by fair wear and tear or damage caused by accident, misuse, or neglect. Any attempt to open or take apart the pleasure object (or its accessories) will void the warranty. If you discover a defect and notify LELO during the warranty period, LELO will, at its discretion, replace the pleasure object free of charge. Claims under warranty must be supported by reasonable evidence that the date of claim is within the warranty period. To validate your warranty, please keep your original purchase receipt together with these warranty conditions for the duration of the warranty period. To claim your warranty, you must log in to your account at LELO.COM and then select the option to make a warranty claim. Shipping costs are non-refundable. This undertaking is in addition to the consumer's statutory rights and does not affect those rights in any way.

DISPOSAL INFORMATION

Disposal of old electronic equipment (applicable in the EU and other European countries with separate waste collection systems):

The crossed-out dustbin symbol indicates that this pleasure object should not be treated as household waste, but rather be brought to the appropriate collection point for the recycling of electrical and electronic equipment.



SERIAL NO.



IPX 7



MANUFACTURE DATE



CLASS B DIGITAL APPARATUS



FOLLOW INSTRUCTIONS FOR USE



ETICHETTA AMBIENTALE	
Categoria	Lettera indicata per la raccolta
SCATOLA COLORATA	RACCOLTA CARTONGINO
SCATOLA DI CARTONE	RACCOLTA CARTONGINO
MOCCIO IN ENR	RACCOLTA PLASTICA
SEMPRE NON TESSUTO	RACCOLTA PLASTICA
PIRELLI BOLLI PNEU	RACCOLTA PLASTICA
MANUALE	RACCOLTA CARTA

Hereby, LELOi AB declares that the radio equipment type [Non-Specific Short Range Device] is in compliance with Directive 2014/53/EU. LELOi AB declares that the product is also compliant with Directive 2011/65/EU (RoHS). The full text of the EU declaration of conformity is available at the following internet address: <http://www.lelo.com/regulatory>

DISCLAIMER: Users of this product do so at their own risk. Neither LELO nor its retailers assume any responsibility or liability for the use of this product. Changes or modifications not expressly approved by the manufacturer may void the user's authority to operate the equipment. The model may be changed for improvements without notice.

© 2026 LELOi AB. All rights reserved.

LELOi AB, Karlavägen 41, 114 31 Stockholm, Sweden.

Distributed in the US by LELO Inc., 5799 Fontanoso Way, San Jose, CA 95138, USA.

Distributed in Australia by LELO Oceania 6 Prohasky Street, Port Melbourne, VIC 3207, Australia.

Designed and developed by LELO Sweden.

Made in China.

US and International patents or patent applications apply to this product: visit <https://www.lelo.com/intellectual-property>

www.lelo.com